

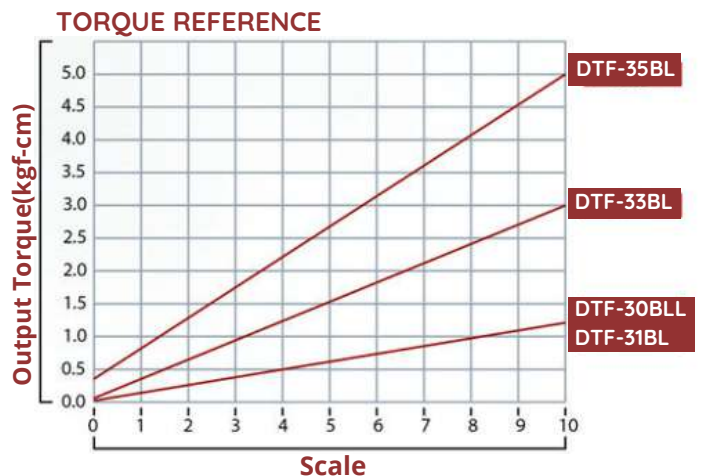


## Fully Automatic Clutch Brushless Electric Screwdriver



- New development of sensor-less brush-less high-precision internal rotation motor, with high stability, the low temperature rises characteristics is also suitable for long-term precision operation
- Compact size along with high output torque
- Best suitable for cleanroom applications as it is free from carbon brush dust
- The patented brake switch has high resistance to impulsive vibration which increases the switch life
- The combination of the buffer device and new clutch model greatly reduces the shock, improves the precision of torque, and increases the life of its usage
- With step-less torque adjustment, this series covers a wider range of torque output sufficient to meet diverse needs
- Electric screwdriver body and the connecting line adopt a separate structure, which is more convenient for maintenance
- Light weight and slim design assure long and fatigue-free working



SCREW COUNTER  
BC-01



MODEL		DTF-31BLL	DTF-31BL	DTF-33BL	DTF-35BL
FREE SPEED (rpm)		300/150	1000/750	1000/750	1000/750
OUTPUT TORQUE RANGE	N.m	0.015-0.12	0.015-0.12	0.02-0.3	0.04-0.5
	lbf.in	0.13-1.04	0.13-1.04	0.17-2.6	0.35-4.34
	kgf.cm	0.15-1.2	0.15-1.2	0.20-3.0	0.4-5.0
START CONTROLLER		LEVER START/SLIDE			
		SW1-B/T-1-SWB			
ESD		YES			
APPLICABLE BIT (mm)		M3			

